


# The Freedom Special

# Patterns

April 26-28, 2024

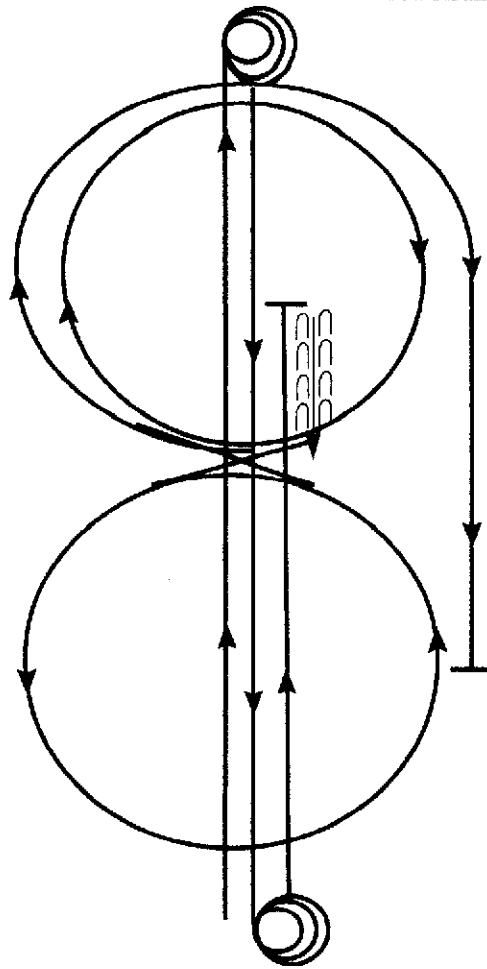
Cindy Butler • Paula Gatewood  
Ron Rhodes • Cheryl Ogle



# Freedom Special 2024

## Ranch Reining

Show Date: April 26-28, 2024



### Pattern 6

Start at end of arena.

1. Run down the middle of the arena, past the end marker and come to a sliding stop.
2. Complete 3 1/2 spins to the right.
3. Run to the other end of the arena, past the end marker and come to a sliding stop.
4. Complete 3 1/2 spins to the left.
5. Run past the center marker, stop, back at least 10 feet, complete 1/4 turn to the left.
6. Beginning on the right lead, complete one circle to the right, change leads. Complete one circle to the left, change leads.
7. Complete 3/4 of a right circle, run past center marker, stop. Hesitate to complete pattern.

[NRCHAWC/6]

Pattern Provided by:

*Cheryl Ogle*

# Freedom Special 2024

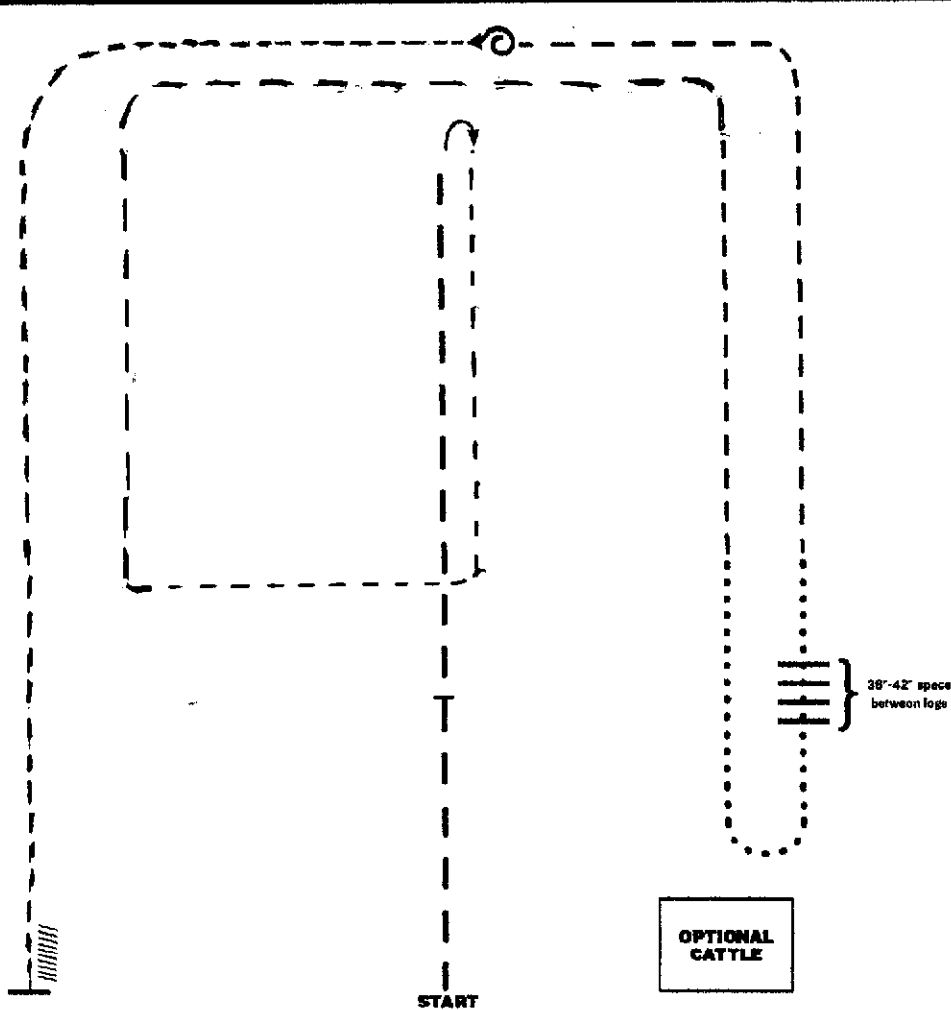
Ranch Riding

WALK-TROT  
Youth & Non Pro

Show Date: April 26-28, 2024

www.HorseShowPatterns.com

www.HorseShowPatterns.com



1. Extended Trot
2. Stop, Rollback Right
3. Trot
4. Extended Trot
5. Trot
6. Walk
7. Walk logs
8. Walk
9. Trot
10. Stop, 360 left
11. Trot
12. Stop and Back

Pattern Provided by:

*Cheryl Ogle*

# Freedom Special 2024

Ranch Riding

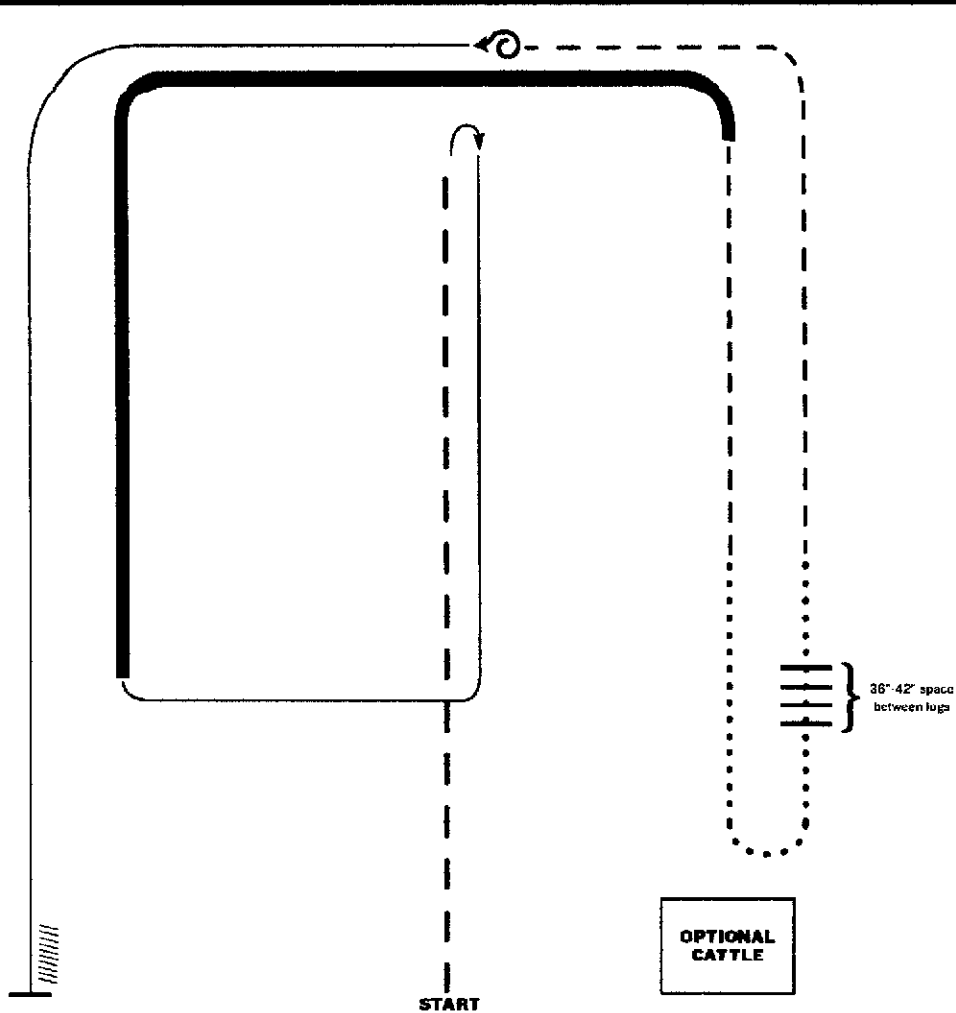
Youth, Non-Pro,

Show Date: April 26-28, 2024

Jr/Sr.

www.HorseShowPatterns.com

www.HorseShowPatterns.com



1. Extended trot
2. Stop, rollback right
3. Lope right lead
4. Extended lope (right lead)
5. Trot
6. Walk
7. Walk over logs
8. Walk
9. Trot
10. Stop, 360 left
11. Lope left lead
12. Stop and back

OPTIONAL  
CATTLE

Note: The draft's description of this pattern is only intended for the general description of the pattern. Everyone should utilize their own safety and good equine practices.

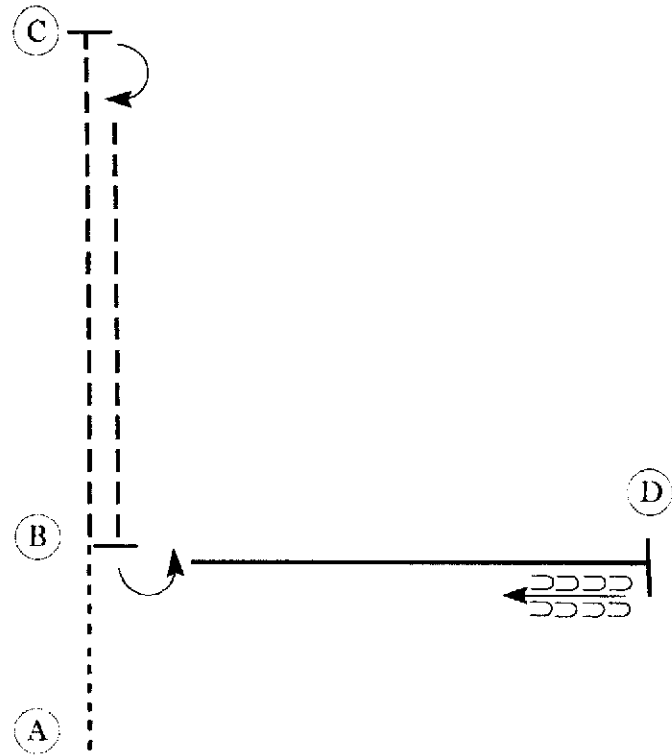
[RR/AQHA-15]

Pattern Provided by:  
*Cheryl Ogle*

# Freedom Special 2024

## Saddle Seat Equitation (Youth & NonPro)

Show Date: April 26-28, 2024



Be ready at A.

1. Walk A to B
2. At B, posting trot on Left Diagonal to C.
3. At C, Stop. 180 degree turn to the right.
4. Posting trot on Right Diagonal to B.
5. At B, Stop and 90 degree turn to the left.
6. Canter on Right Lead to D.
7. At D, Stop and Back 4 steps.
8. Exit at a walk.

Walk	-----
Trot	- - - - -
Extended Trot	— — — — —
Canter	—————
Leg Yield	
Lead Change	↘
Back	←←←←←
Marker	Ⓚ
Sidepass	←←
Hand Gallop	— — — — —

[SSE/20]

Pattern Provided by:

*Cheryl Ogle*

# Freedom Special 2024

## Western Riding (All Classes)

Show Date: April 26-28, 2024

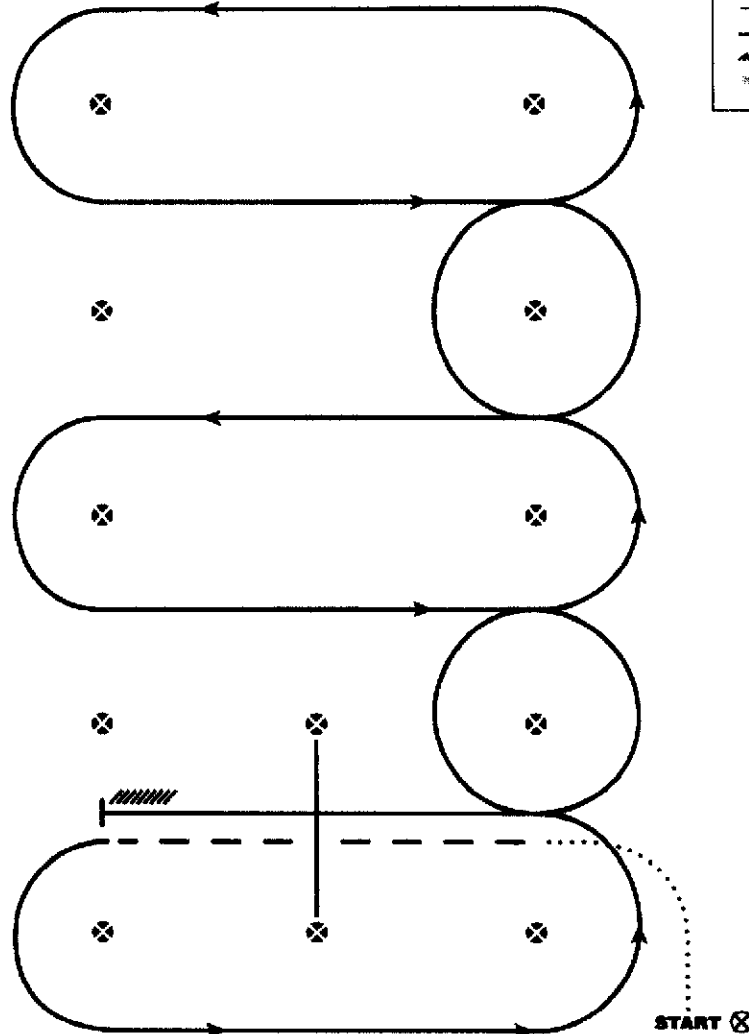
www.HorseShowPatterns.com

www.HorseShowPatterns.com

### WESTERN RIDING - PATTERN 9

#### LEGEND

.....	Walk
- - - -	Jog
————	Lope
	Back
	Lead Changing Area



1. Walk at least 15 feet from start cone to the first marker, as drawn, transition to jog, jog over log.
2. Transition to the lope left lead
3. First line change
4. Second line change
5. Third line change
6. Fourth line change
7. First crossing change
8. Second crossing change
9. Third crossing change
10. Lope over log
11. Lope, stop & back

Revised 06-07-2021

[WR/OP-9]

Pattern Provided by:

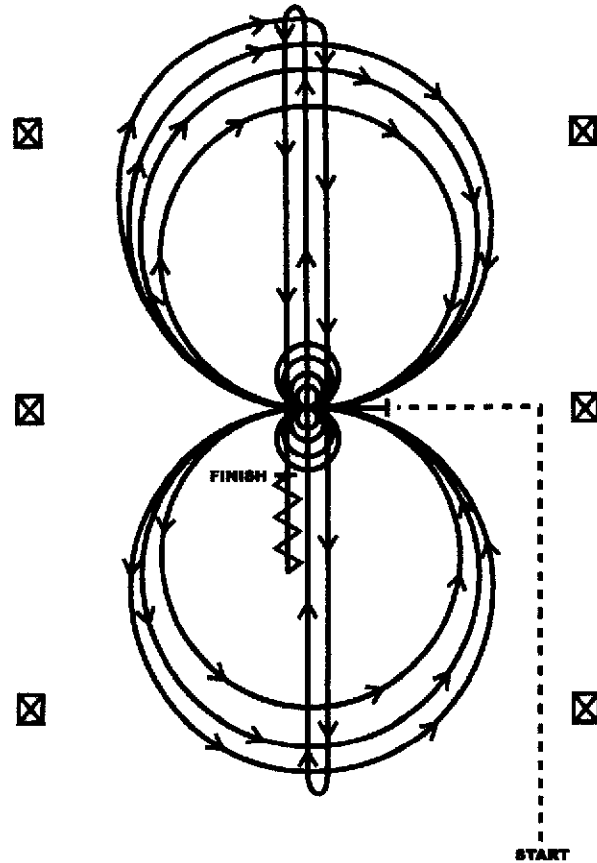
*Cheryl Ogle*

# Freedom Special 2024

## Reining (All Classes)

Show Date: April 26-28, 2024

### REINING PATTERN II



Horses must jog to the center of the arena. Horses must walk or stop prior to starting the pattern. Beginning at the center of the arena facing the left wall or fence.

1. Complete four spins to the left. Hesitate.
2. Complete four spins to the right. Hesitate.
3. Beginning on the right lead complete three circles to the right; the first circle small and slow; the next two circles large and fast. Change leads at the center of the arena.
4. Complete three circles to the left; the first circle small and slow; the next two circles large and fast. Change leads at the center of the arena.
5. Begin a large circle to the right, but do not close this circle. Run down the center of the arena past the end marker and do a right rollback—no hesitation.
6. Run up the middle to the opposite end of the arena past the end marker and do a left rollback—no hesitation.
7. Run past the center marker and do a sliding stop. Back up to the center of the arena or at least ten feet (three meters). Hesitate to demonstrate completion of the pattern.

[R/AQHAP-11]

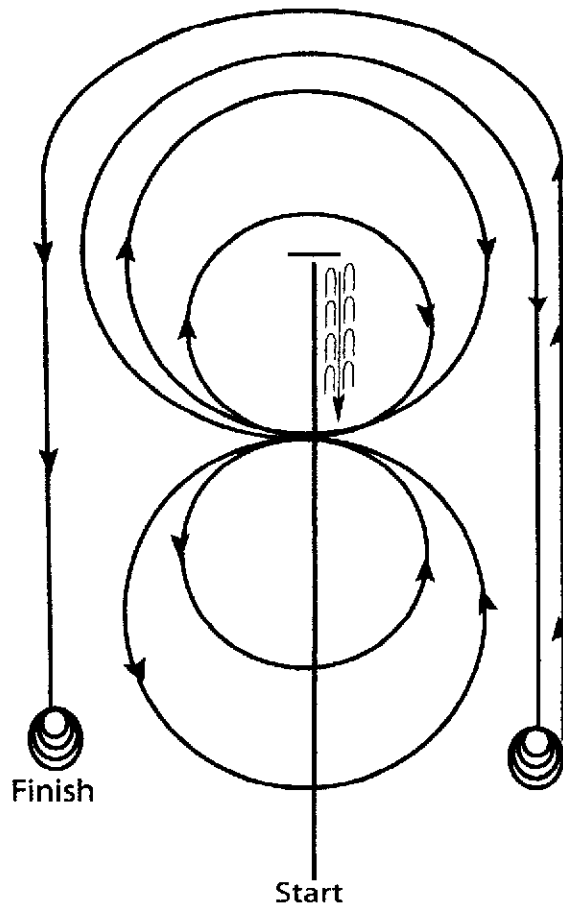
Pattern Provided by:

*Cheryl Ogle*

# Freedom Special 2024

Working Cow & Boxing (NonPro & Youth)

Show Date: April 26-28, 2024



Pattern 1

1. Start at end of arena. Run down middle past center marker to a sliding stop.
2. Back at least 10 feet to center. 1/4 turn left.
3. Pickup right lead, big fast circle, small slow circle.
4. Change leads to left, big fast circle, small slow circle.
5. Change leads to right, do not close this circle.
6. Run around end of arena and down the side (approximately 20 feet from fence) past center marker and come to a sliding stop.
7. Complete 3 1/2 turns to the right.
8. Continue back down side and end of arena to other side (approximately 20 feet from fence) go past center marker and come to a sliding stop.
9. Complete 3 1/2 turns to the left.
10. Hesitate to complete pattern.

[NRCHAWC/1]

Pattern Provided by:

*Cheryl Ogle*



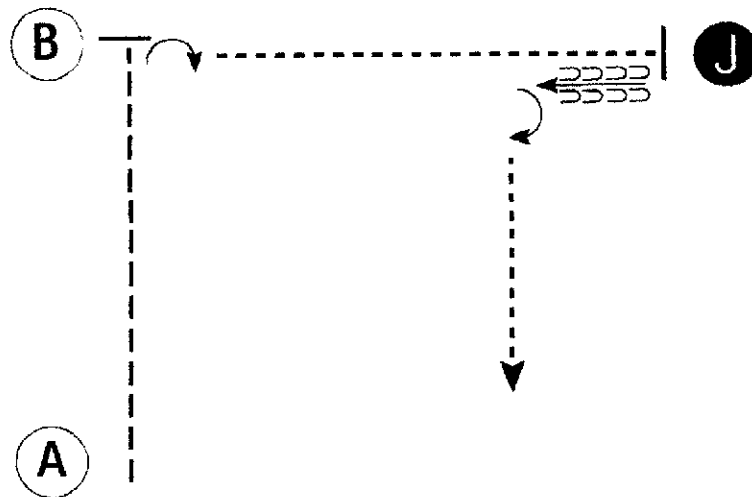
# Freedom Special 2024

## Showmanship (All Walk Trot Classes NP & Youth)

Show Date: April 26-28, 2024

w w w . H o r s e S h o w P a t t e r n s . c o m

w w w . H o r s e S h o w P a t t e r n s . c o m



Be ready at A.

1. Trot from A to B.
2. Stop at B and perform a 90 degree turn.
3. Walk to judge.
4. Stop and set up for inspection.
5. When dismissed, back approximately one horse length.
6. Perform a 90 degree turn and walk away.

Follow the directions of your ring steward.

Walk	-----
Trot	- - - - -
Back	←     
Marker	⊙ B
Judge	● J

[S/WT-56]

Pattern Provided by:

*Cheryl Ogle*

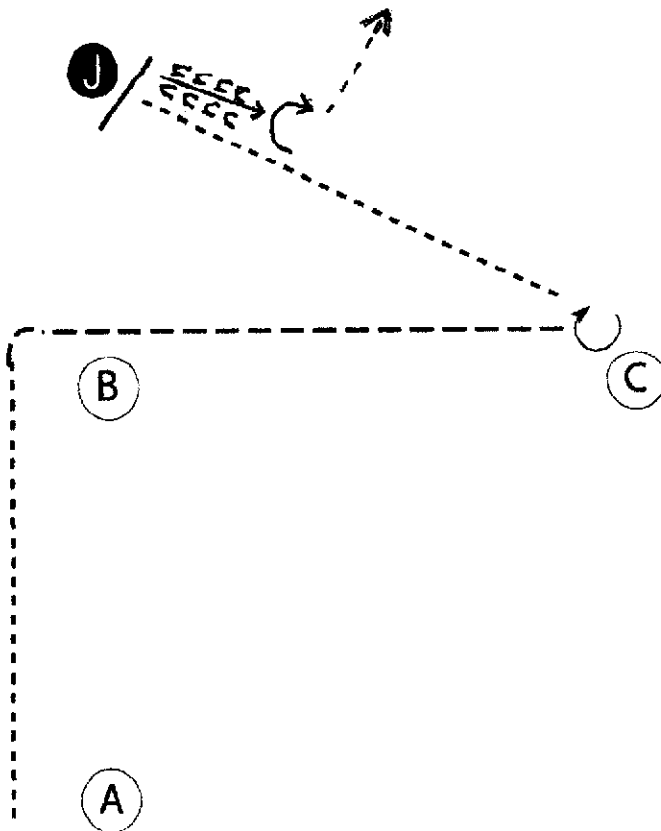
# Freedom Special 2024

## Showmanship (Novice Youth & NonPro)

Show Date: April 26-28, 2024

w w w . H o r s e S h o w P a t t e r n s . c o m

w w w . H o r s e S h o w P a t t e r n s . c o m



Be ready at A.

1. Walk to B.
2. Trot to C.
3. Stop at C.
4. 5/8 turn at C.
5. Walk to Judge and Set up.
6. Inspection.
7. When dismissed, Back 4 steps.
8. 1/4 turn and walk off.

Walk	-----
Trot	- . - . - .
Back	←
Marker	ⓑ
Judge	ⓐ

[S/1-20]

Pattern Provided by:  
*Cheryl Ogle*

# Freedom Special 2024

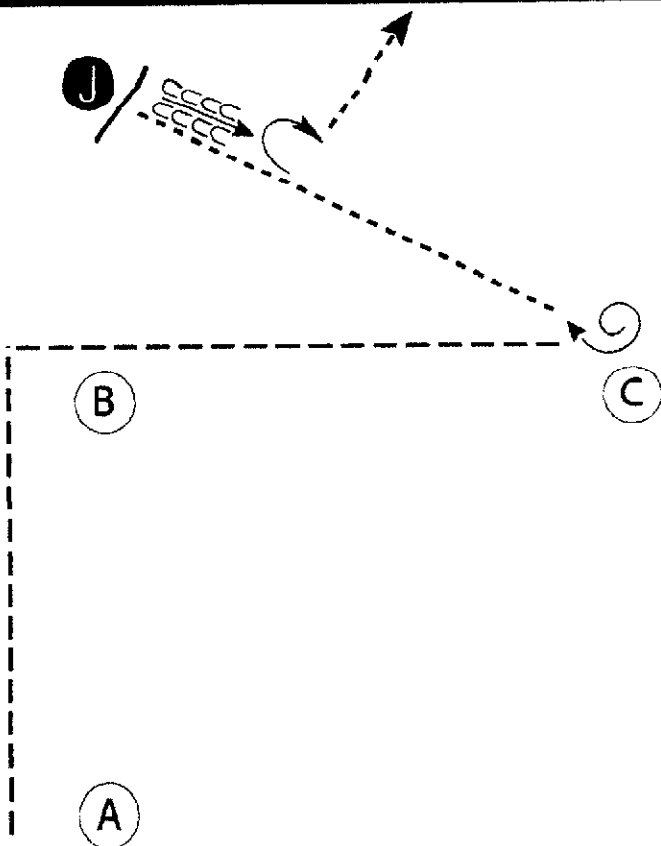
Showmanship

Youth & Non Pro

Show Date: April 26-28, 2024

W W W . H O R S E S H O W P A T T E R N S . C O M

W W W . H O R S E S H O W P A T T E R N S . C O M



Be ready at A.

1. Trot to B.
2. Trot the corner at B and continue to trot to C.
3. Stop at C.
4. 1 5/8 turn at C.
5. Walk to judge and set up for inspection.
6. When dismissed, back one horse length.
7. 1/4 turn and walk off.

Walk -----

Trot - - - - -

Back ← ————  
—————

Marker (B)

Judge (J)

[S/2-20]

Pattern Provided by:

*Cheryl Ogle*

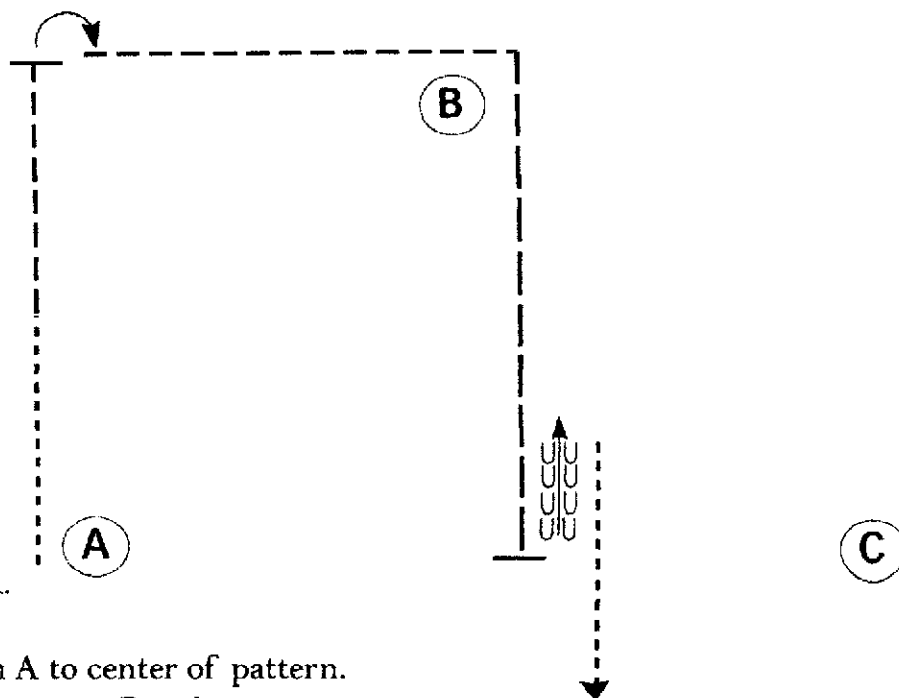
# Freedom Special 2024

## Western Horsemanship (All Walk Trot Classes Youth & NonPro)

Show Date: April 26-28, 2024

w w w . H o r s e S h o w P a t t e r n s . c o m

w w w . H o r s e S h o w P a t t e r n s . c o m



Be ready at A.

1. Walk from A to center of pattern.
2. Jog until just past B and stop.
3. Turn 1/4 turn to the right.
4. Jog to and around B.
5. Extended jog until even with A and C.
6. Stop and back approximately one horse length.
7. Walk off straight past C.

Pattern is over once you pass C at the walk.

Follow the directions of your ring steward.

Walk	-----
Jog	- - - - -
Extended Jog	====
Lope	—————
Lead Change	
Back	
Marker	(B)

[WH/WT-81]

Pattern Provided by:

*Cheryl Ogle*

# Freedom Special 2024

Western Horsemanship

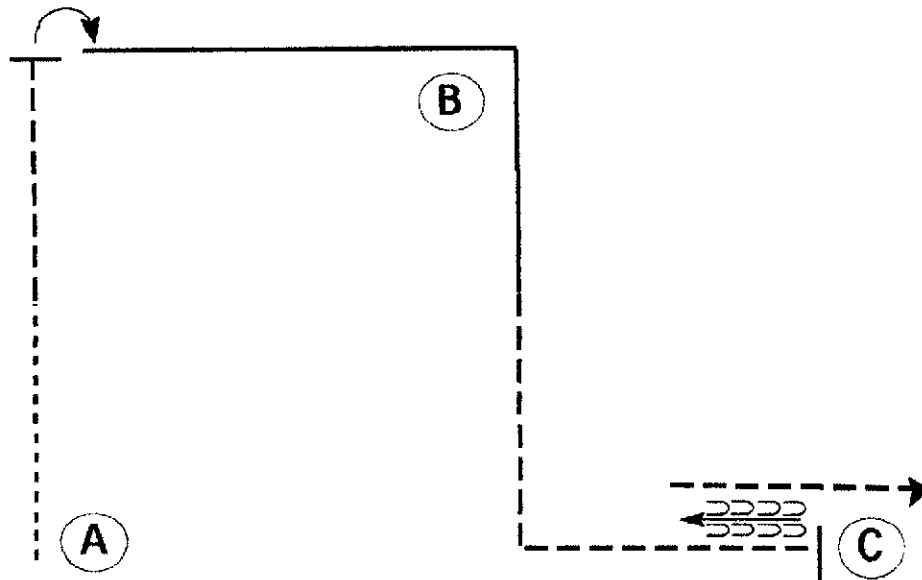
Novice Youth

Show Date: April 26-28, 2024

Novice Non Pro

www.HorseShowPatterns.com

www.HorseShowPatterns.com



Be ready at A.

1. Walk from A to center of pattern.
2. Jog until just past B and stop.
3. Turn 1/4 turn to the right.
4. Lope on the right lead to and around B.
5. Break to the jog in the center of the pattern.
6. Jog until even with A and C. Jog a square corner to C.
7. Stop at C and back approximately one horse length.
8. Jog off past C.

Pattern is over once you pass C at the jog.

Follow the directions of your ring steward.

Walk	-----
Jog	- - - - -
Extended Jog	—————
Lope	—————
Lead Change	— / —
Back	← — — — —
Marker	⊙ B

[WH/1-81]

Pattern Provided by:

*Cheryl Ogle*

# Freedom Special 2024

Western Horsemanship

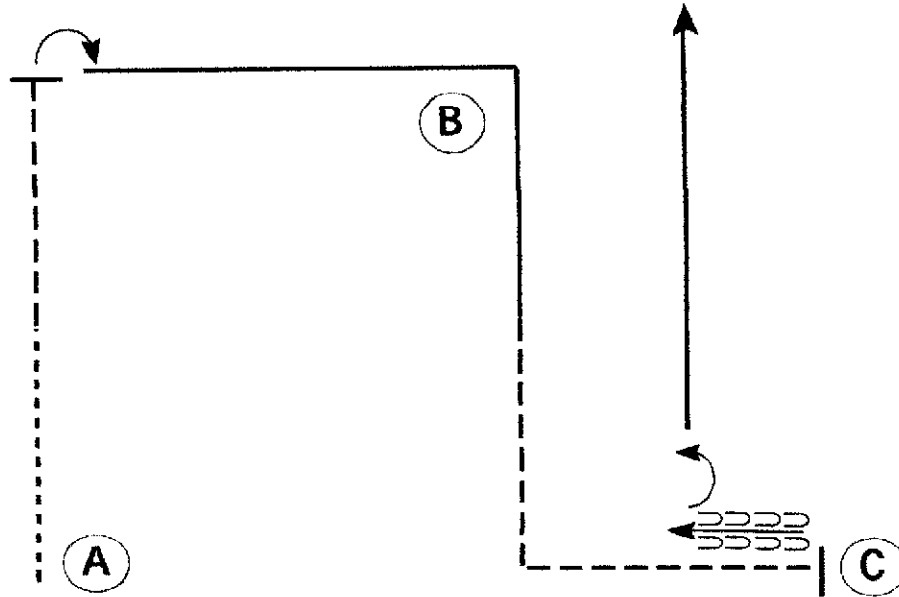
Youth

Show Date: April 26-28, 2024

Non Pro

www.horsethowsowpatterns.com

www.horsethowsowpatterns.com



Be ready at A.

1. Walk from A to center of pattern.
2. Jog until just past B and stop.
3. Turn 1/4 turn to the right.
4. Lope on the right lead to and around B.
5. Break to the jog in the center of the pattern.
6. Jog until even with A and C. Jog a square corner to C.
7. Stop at C and back approximately one horse length.
8. Perform a 1/4 turn left and lope on the left lead until even with B.

Pattern is over once you pass B at the lope.

Follow the directions of your ring steward.

Walk	-----
Jog	- - - - -
Extended Jog	— — — — —
Lope	—————
Lead Change	
Back	
Marker	ⓑ

[WH/2-81]

Pattern Provided by:

*Cheryl Ogle*

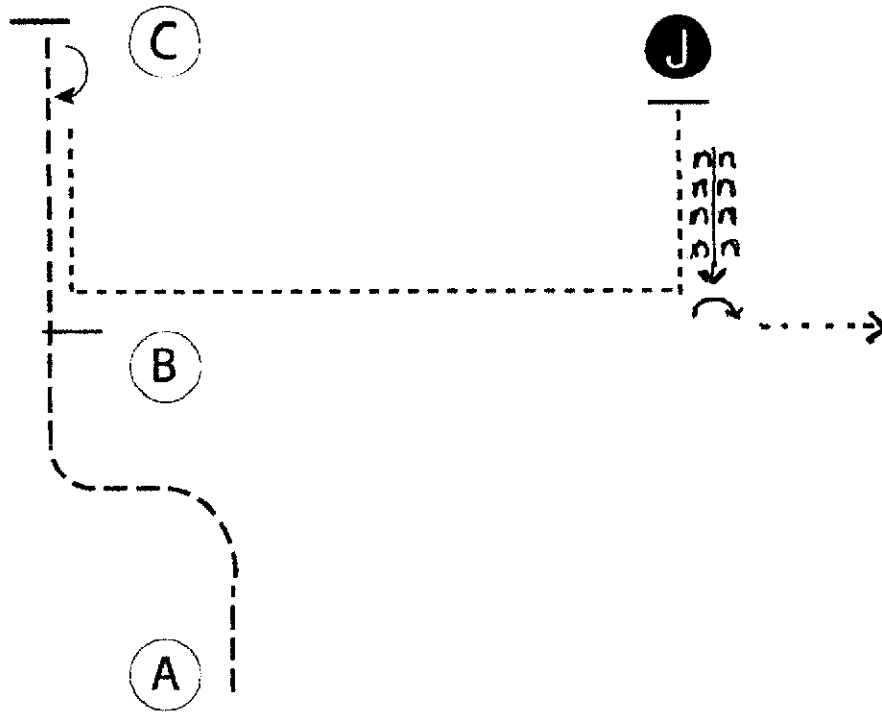
# Freedom Special 2024

## English Showmanship

Show Date: April 26-28, 2024

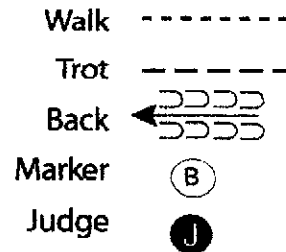
w w w . H o r s e S h o w P a t t e r n s . c o m

w w w . H o r s e S h o w P a t t e r n s . c o m



Be ready at A.

1. Trot from A until even with C and Stop.
2. Perform a 180 degree turn.
3. Walk with forward motion until just before B, then Walk 2 Square corners to Judge and Stop.
4. Set Up.
5. Inspection.
6. When dismissed, Back 4 Steps.
7. Perform a 90 degree turn and Walk away.



[SWT-121]

Pattern Provided by:

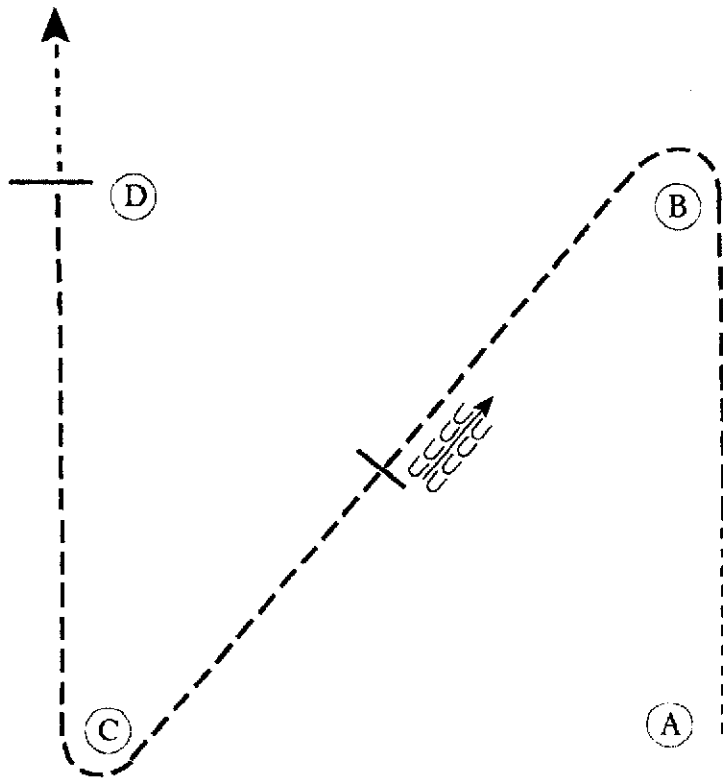
*Cheryl Ogle*

# Freedom Special 2024

Hunt Seat Equitation *WALK Trot*  
 Show Date: April 26-28, 2024 *Youth & NonPro*

www.HorseShowPatterns.com

www.HorseShowPatterns.com



Be ready at A.

1. Walk approximately 2 horse lengths from A.
2. Sitting Trot to B.
3. At B, Trot on Right Diagonal to and around B to middle.
4. Stop at middle and Back 4 Steps.
5. Sitting Trot to C.
6. At C, Trot on Left Diagonal around C and to D.
7. Stop at D.
8. Exit at a Walk.

Walk	-----
Trot	-----
Extended Trot	-----
Canter	-----
Lead Change	
Back	
Marker	
Hand Gallop	-----

[HSE/WT-48]

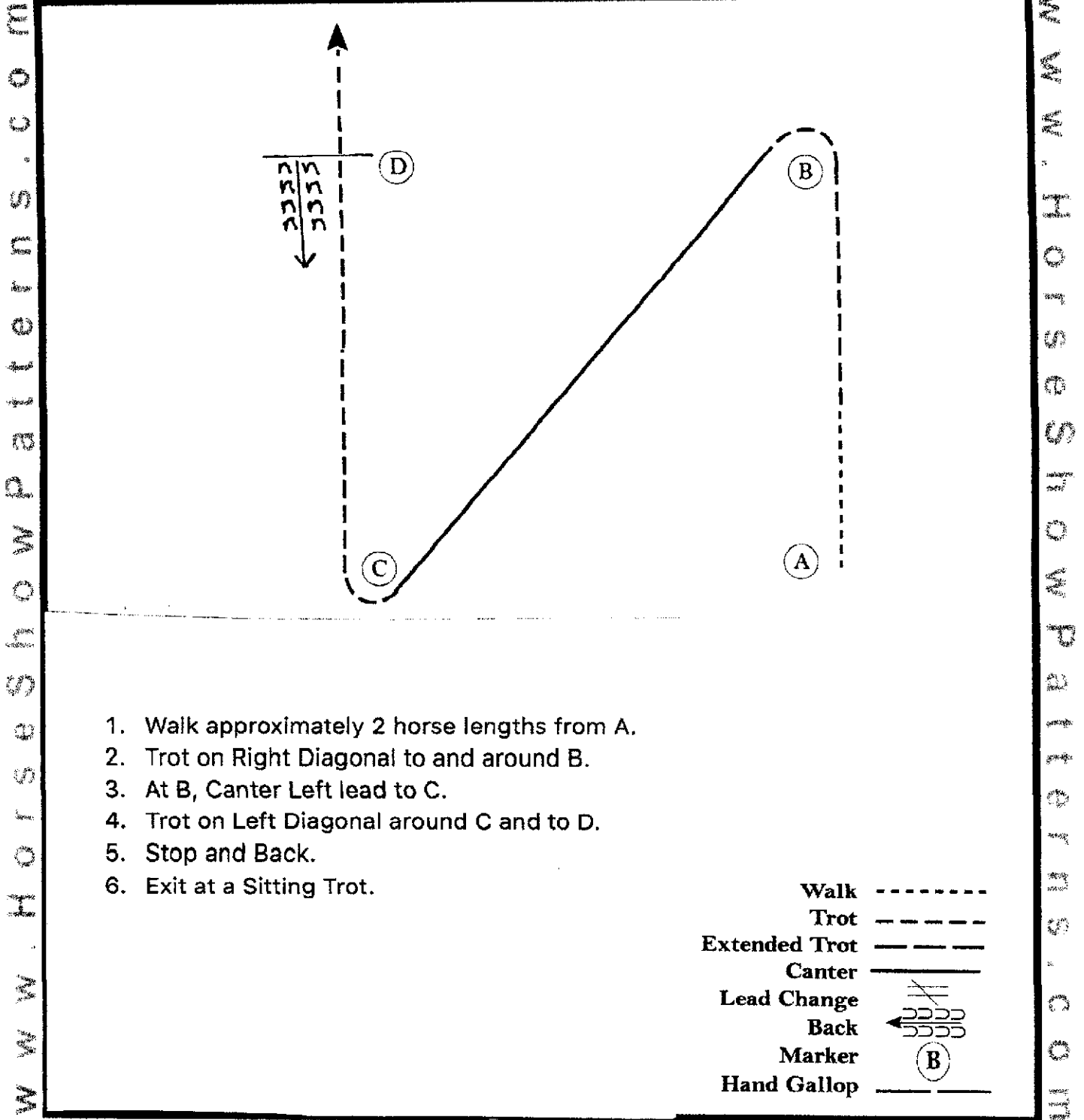
Pattern Provided by:  
*Cheryl Ogle*



# Freedom Special 2024

## Hunt Seat Equitation (Novice Youth & Novice Non Pro)

Show Date: April 26-28, 2024



1. Walk approximately 2 horse lengths from A.
2. Trot on Right Diagonal to and around B.
3. At B, Canter Left lead to C.
4. Trot on Left Diagonal around C and to D.
5. Stop and Back.
6. Exit at a Sitting Trot.

Walk	-----
Trot	-----
Extended Trot	-----
Canter	-----
Lead Change	-----
Back	-----
Marker	(B)
Hand Gallop	-----

[HSE/1-48]

Pattern Provided by:

*Cheryl Ogle*

# Freedom Special 2024

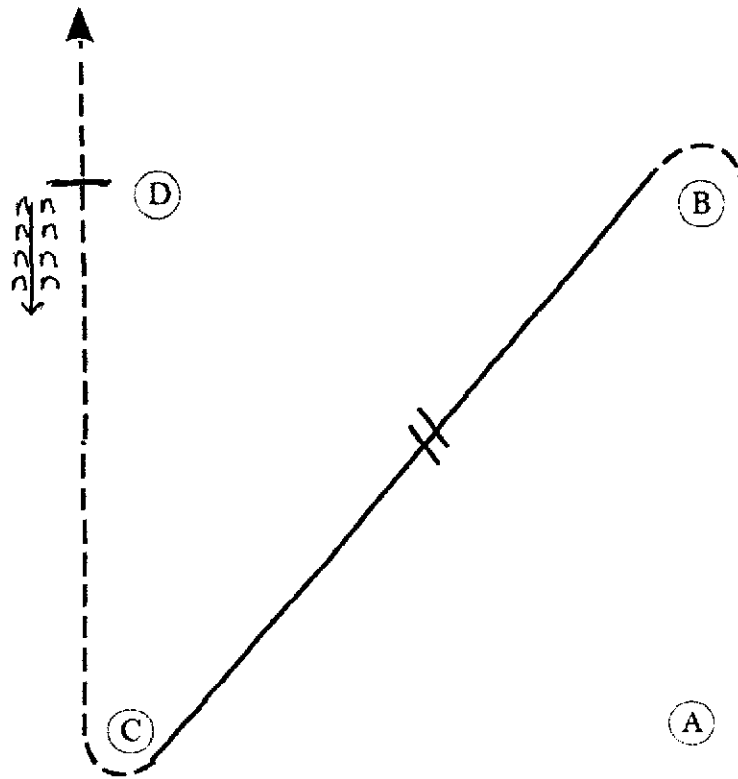
Hunt Seat Equitation

Youth & NonPro

Show Date: April 26-28, 2024

W W W . H O R S E S H O W P A T T E R N S . C O M

W W W . H O R S E S H O W P A T T E R N S . C O M



Be ready at A.

1. Walk approximately 2 horse lengths from A.
2. Trot on Right diagonal to and around B.
3. At B, Canter Left lead to middle.
4. Simple lead change at middle.
5. Canter Right lead to C.
6. Trot on Left diagonal around C and to D.
7. Stop and Back 4 steps.
8. Exit at a Sitting Trot.

Walk	.....
Trot	-----
Extended Trot	-----
Canter	—————
Lead Change	—————
Back	←————
Marker	⊙
Hand Gallop	—————

[HSE/2-48]

Pattern Provided by:

*Cheryl Ogle*